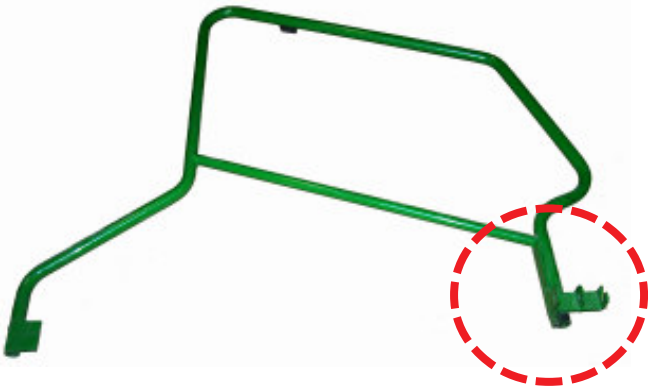





Adapting The STS Handrail To Your Combine


STEP ONE



Cut off the lower end of your existing handrail at the location shown.



STEP TWO



Slide the cut-off section from your old handrail onto the end of the new handrail as shown.



Drill and Bolt Here

Drill a 3/8" hole through the handrail at the location shown and bolt the old section to the new handrail using one 3/8" x 2" bolt and flange nut provided.

